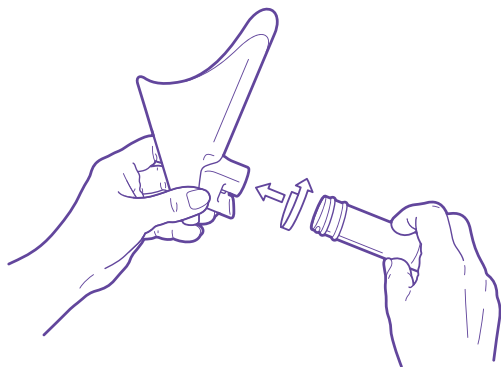




Right-first-time midstream,
analysis, diagnosis and treatment

Simple to use in four easy steps!

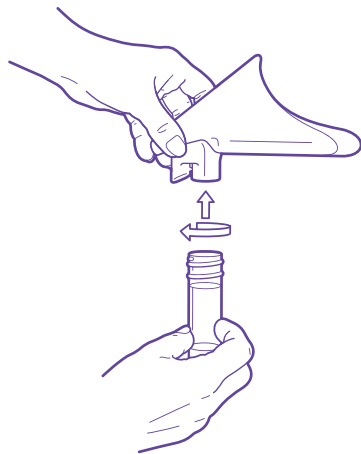
You will hear urine passing into the toilet while Peezy works. This is normal.



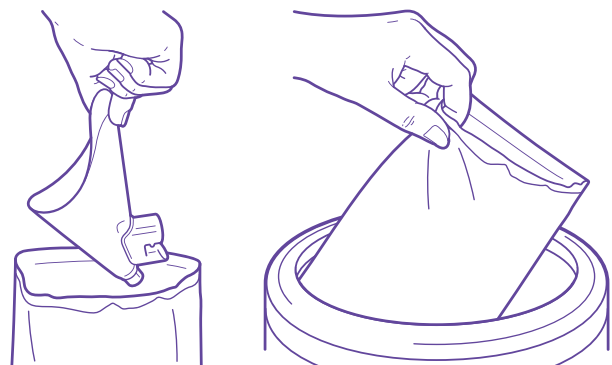
1. Use the hygienic wipe to clean yourself before providing your urine sample. Remove lid and **screw bottle onto the larger spout** of Peezy. Do not over-tighten.



2. Position Peezy **against your body** and **sit well over the toilet**. Empty your bladder as normal; you will hear urine passing into the toilet as Peezy works. When finished **count to 20** so that Peezy can drain completely.



3. Hold the bottle upright to detach from Peezy and replace lid.



4. Dispose of Peezy in the bin provided

DRY BOTTLE, DRY LOO, DRY YOU, MSU

Who does Peezy work for?

Peezy is for Everywoman. It has been cleverly engineered to fit any female perineum comfortably, regardless of size, weight or age.

It is also very good to use with children, the elderly and patients with learning difficulties, because the carer can hold Peezy in place by the container. This removes risk of unwelcome contact or need for the patient to announce the start of the flow; they simply go when ready and Peezy does the rest.

How Peezy, the Right-First-Time MSU Collection System works



The Peezy funnel features a special duct onto which the standard Universal Container fits, below which there is an overflow outlet. There is no need for you to think about anything more than releasing your urine stream.

Peezy is hygienic, leaving you with dry hands, dry bottle, dry toilet and dry floor.

Step one: start

- Use the hygienic wipe provided to clean your perineum
- Screw the Universal Container onto the larger spout at the front of Peezy
- Position Peezy against your body
- Sit well over the toilet, and simply 'let go' – Peezy does the rest
- You will hear the splash of "first-burst", which bypasses the compressed sponge at the base of the Peezy funnel
- On contact with the urine, this sponge expands to stem the flow
- Urine then rises, delivering pure 'gold standard' mid-stream into the Universal Container
- Once the bottle is full, excess urine is diverted via the overflow spout, into the toilet below. It cannot return into the funnel, which, with a normal stream, will not overflow

Step two: finish

- Count to 20 to ensure the sponge has drained
- Lift Peezy away from your body holding the container upright
- Unscrew the container
- Throw Peezy into the bin and put the lid onto the bottle

You now have a pure mid-stream sample for prompt and accurate medical analysis.



Top Tips

1. Screw the bottle gently into position on the Peezy
2. Hold the Peezy in position from the top front of the funnel, and not by the bottle
3. Unscrew the bottle upright and replace the lid

Following the Peezy instructions will provide your doctor with an accurate MSU, which will help pinpoint the problem and identify the correct treatment.

Peezy is designed and made in the UK by
Forte Medical Ltd, The Old Fire Station
140 Tabernacle Street, London EC2A 4SD
Please visit our website for more information
www.forte-medical.com